






Tamworth Borough Council - Council Tax Reduction Scheme 2024/25 Consultation

2. Background to the Council Tax Reduction Scheme consultation

1. I have read the background information about the Council Tax Reduction Scheme: This question must be answered before you can continue.				
Answer Choices			Response Percent	Response Total
1	Yes		99.37%	157
2	No		0.63%	1
			answered	158
			skipped	52




3. Part 1 - Introducing an income banded scheme for all working age applicants which will provide up to 100% support

2. Do you agree with introducing an income-based banded discount scheme as shown above?				
Answer Choices			Response Percent	Response Total
1	Yes		72.73%	96
2	No		12.88%	17
3	Don't Know		14.39%	19
			answered	132
			skipped	78

3. If you disagree please explain why. You can also use this space to let us know if you have any alternative suggestions.				
Answer Choices			Response Percent	Response Total
1	Open-Ended Question		100.00%	18
			answered	18
			skipped	192

4. Part 2 - Removing Non Dependant Deductions

4. Do you agree with this proposal?




Answer Choices		Response Percent	Response Total
1	Yes 	68.22%	88
2	No 	17.05%	22
3	Don't Know 	14.73%	19
		answered	129
		skipped	81

5. If you disagree please explain why. You can also use this space to let us know if you have any alternative suggestions.

Answer Choices		Response Percent	Response Total
1	Open-Ended Question	100.00%	22
		answered	22
		skipped	188

5. Part 3 - Disregarding certain elements of Universal Credit




6. Do you agree with this proposal?

Answer Choices		Response Percent	Response Total
1	Yes 	80.99%	98
2	No 	7.44%	9
3	Don't Know 	11.57%	14
		answered	121
		skipped	89

7. If you disagree please explain why. You can also use this space to let us know if you have any alternative suggestions.




Answer Choices		Response Percent	Response Total
1	Open-Ended Question	100.00%	7
		answered	7
		skipped	203

6. Part 4 - Backdating support for longer than the current 1 month limit, where circumstances show that the applicant would have been continuously eligible had they applied at that time.

8. Do you agree with this proposal?			
Answer Choices		Response Percent	Response Total
1	Yes		84.03% 100
2	No		8.40% 10
3	Don't Know		7.56% 9
		answered	119
		skipped	91

9. If you disagree please explain why. You can also use this space to let us know if you have any alternative suggestions.			
Answer Choices		Response Percent	Response Total
1	Open-Ended Question		100.00% 10
		answered	10
		skipped	200

7. Part 5 - Continuing to protect families by disregarding Child Benefit and Child Maintenance

10. Do you agree with this proposal?			
Answer Choices		Response Percent	Response Total
1	Yes		81.51% 97
2	No		8.40% 10
3	Don't Know		10.08% 12
		answered	119
		skipped	91




11. If you disagree please explain why. You can also use this space to let us know if you have any alternative suggestions.			
Answer Choices		Response Percent	Response Total
1	Open-Ended Question		100.00% 8

11. If you disagree please explain why. You can also use this space to let us know if you have any alternative suggestions.

answered	8
skipped	202

8. Part 6 - Continuing to disregard disability benefits (Personal Independence Payments, Armed Forces Independence Payments, Disability Living Allowance) and providing additional disregards of £50 where the applicant, partner or dependant is disabled

12. Do you agree with this proposal?




Answer Choices		Response Percent	Response Total
1	Yes 	88.98%	105
2	No 	4.24%	5
3	Don't know 	6.78%	8
		answered	118
		skipped	92

13. If you disagree please explain why. You can also use this space to let us know if you have any alternative suggestions.

Answer Choices		Response Percent	Response Total
1	Open-Ended Question	100.00%	6
		answered	6
		skipped	204

9. Part 7 - Protecting War Pensioners by continuing to disregard War Pensions or War Disablement pensions in full




14. Do you agree with this proposal?

Answer Choices		Response Percent	Response Total
1	Yes 	88.98%	105
2	No 	4.24%	5
3	Don't know 	6.78%	8
		answered	118

14. Do you agree with this proposal?		
	skipped	92


15. If you disagree please explain why. You can also use this space to let us know if you have any alternative suggestions.		
Answer Choices	Response Percent	Response Total
1 Open-Ended Question	100.00%	2
	answered	2
	skipped	208

10. Part 8 - Reducing the capital limit to £6,000

16. Do you agree with this proposal?		
Answer Choices	Response Percent	Response Total
1 Yes 	64.71%	77
2 No 	21.85%	26
3 Don't know 	13.45%	16
	answered	119
	skipped	91

17. If you disagree please explain why. You can also use this space to let us know if you have any alternative suggestions.		
Answer Choices	Response Percent	Response Total
1 Open-Ended Question	100.00%	18
	answered	18
	skipped	192

11. Part 9 - Removing the Extended Payment provision.

18. Do you agree with this proposal?		
Answer Choices	Response Percent	Response Total
1 Yes 	72.27%	86

18. Do you agree with this proposal?				
2	No		11.76%	14
3	Don't know		15.97%	19
			answered	119
			skipped	91

19. If you disagree please explain why. You can also use this space to let us know if you have any alternative suggestions.			
Answer Choices		Response Percent	Response Total
1	Open-Ended Question	100.00%	11
		answered	11
		skipped	199

12. Your comments and suggestions on the proposed Council Tax Reduction Scheme

20. Please use this space to make any other comments on the proposed scheme or any alternative suggestions you have.			
Answer Choices		Response Percent	Response Total
1	Open-Ended Question	100.00%	28
		answered	28
		skipped	182

13. About you



21. Are you completing this form on behalf of an organisation or group?					
Answer Choices		Response Percent	Response Total		
1	Yes		5.17%	6	
2	No		94.83%	110	
			answered	116	
			skipped	94	

If yes, please tell us the name of the organisation/group and add any other comments you wish to make.



Answer Choices		Response Percent	Response Total
1	Open-Ended Question	100.00%	3
		answered	3
		skipped	207

14. Questions for Individuals



22. Do you live in the Tamworth area?

Answer Choices		Response Percent	Response Total
1	Yes 	87.16%	95
2	No 	12.84%	14
		answered	109
		skipped	101





23. Do you pay Council Tax?

Answer Choices		Response Percent	Response Total
1	Yes 	95.33%	102
2	No 	4.67%	5
		answered	107
		skipped	103









24. Are you currently receiving Council Tax Reduction?

Answer Choices		Response Percent	Response Total
1	Yes 	17.43%	19
2	No 	82.57%	90
		answered	109
		skipped	101


25. How would you describe your gender?

Answer Choices			Response Percent	Response Total
1	I prefer not to say		7.34%	8
2	Female		54.13%	59
3	Male		37.61%	41
4	I describe myself in another way		0.92%	1
			answered	109
			skipped	101

26. Which of the following age ranges do you fall into?

Answer Choices			Response Percent	Response Total
1	Prefer not to say		6.42%	7
2	16-24		0.92%	1
3	25-34		5.50%	6
4	35-44		11.93%	13
5	45-59		45.87%	50
6	60-74		23.85%	26
7	75 or over		3.67%	4
8	75-84		1.83%	2
9	85+		0.00%	0
			answered	109
			skipped	101

27. Which of the following best describes your ethnic group?

Answer Choices			Response Percent	Response Total
1	Prefer not to say		9.17%	10
2	Arab		0.00%	0
3	Asian or Asian British: Indian		0.00%	0
4	Asian or Asian British: Pakistani		0.00%	0
5	Asian or Asian British: Bangladeshi		0.00%	0

27. Which of the following best describes your ethnic group?

6	Asian or Asian British: Chinese		0.00%	0
7	Any other Asian Background		0.00%	0
8	Black or Black British: Caribbean		0.00%	0
9	Black or Black British: African		0.00%	0
10	Any other Black Background		0.00%	0
11	Mixed Heritage: White and Black Caribbean		0.00%	0
12	Mixed Heritage: White and Black African		0.00%	0
13	Mixed Heritage: White and Asian		0.00%	0
14	Any other Mixed Background		0.00%	0
15	White British		86.24%	94
16	White Irish		0.00%	0
17	Any other White Background		5.50%	6
			answered	109
			skipped	101






28. What is your religion/belief?

Answer Choices		Response Percent	Response Total
1	Prefer not to say		14.81% 16
2	Buddhist		0.00% 0
3	Christian (includes Church of England, Catholic, Protestant and all other Christian Denominations)		43.52% 47
4	Sikh		0.00% 0
5	Jewish		0.00% 0
6	Muslim		0.00% 0
7	Hindu		0.00% 0
8	Other		3.70% 4
9	No religion		37.96% 41

28. What is your religion/belief?

answered	108
skipped	102

29. Which of the following best describes your sexual orientation?

Answer Choices		Response Percent	Response Total
1	Prefer not to say 	12.84%	14
2	Bisexual 	2.75%	3
3	Gay or lesbian 	5.50%	6
4	Straight/Heterosexual 	77.98%	85
5	Other 	0.92%	1
		answered	109
		skipped	101